



**Police Service**  
of Northern Ireland



# Police Recorded Security Situation Statistics

## 1 January 2023 to 31 December 2023

**Date of Publication:**

5 January 2024


**Frequency of Publication:**

Monthly

**Issued by:**

PSNI Statistics Branch  
Lisnasharragh  
42 Montgomery Road  
Belfast  
BT6 9LD

 [statistics@psni.police.uk](mailto:statistics@psni.police.uk)

 028 9065 0222 Ext. 24135

Web [PSNI Statistics](#)

**Key Statistics**

During 1 January 2023 to 31 December 2023:

- there were no security related deaths, compared to one during the previous 12 months. This is the first calendar year since records began in 1969 that there has not been a security related death.
- there were 8 bombing incidents, compared to 5 during the previous 12 months and 33 shooting incidents, compared to 29.
- there were 31 casualties of paramilitary style assaults, compared to 25 during the previous 12 months. Belfast experienced the greatest number of assaults (12). All 31 casualties were aged 18 years or older.
- there were 19 casualties of paramilitary style shootings, compared to 8 during the previous 12 months. All 19 casualties were aged 18 years or older.
- there were 104 security related arrests under Section 41 of the Terrorism Act 2000, compared to 110 during the previous 12 months.
- 21 persons were subsequently charged, compared to 13 during the previous 12 months.



## Contents

1. Things you need to know about this release.....	2
2. Summary Statistics .....	3
3. Ten year trends (by financial year) .....	4
4. Commentary .....	5
4.1 Security Related Deaths .....	5
4.2 Shooting Incidents .....	5
4.3 Bombing Incidents .....	6
4.4 Paramilitary Style Assaults .....	6
4.5 Paramilitary Style Shootings .....	7
4.6 Finds of Firearms, Explosives and Ammunition .....	8
4.7 Section 41 Terrorism Act Arrests and Subsequent Charges .....	9
5. District level tables .....	10
6. Revisions .....	12

We welcome user feedback on these statistics. This can be sent to the email address on the cover page or by contacting us at the telephone number provided.

# 1. Things you need to know about this release

## Coverage

Police Recorded Statistics on the Security Situation for Northern Ireland are collated and produced by statisticians seconded to the Police Service of Northern Ireland (PSNI) from the Northern Ireland and Statistics Research Agency (NISRA).

Police recorded statistics relating to the security situation in Northern Ireland are the main source of official information on trends and statistics relating to the security situation throughout the Troubles and up to the present day. The PSNI produces statistics on incidents relating to the security situation that are reported to the police, including security related deaths, shooting and bombing incidents, paramilitary style attacks and arrests under Section 41 of the Terrorism Act 2000.

This monthly bulletin presents the most recent security situation statistics for the period 1 January 2023 to 31 December 2023. Figures for the financial year 2023/24 are provisional and subject to minor amendment. An accompanying [spreadsheet](#) is available on our website which outlines the data in this bulletin and historic trends. Further information on how these statistics are collated, reported and used is included in the [Security Situation Statistics User Guide](#) available on the [PSNI website](#). The next monthly update will be published on 9 February 2024.

The security situation figures relate to those incidents that took place within Northern Ireland, they do not include any security related incidents that may have happened either in the Republic of Ireland or in Great Britain.

These statistics only include those incidents that are brought to the attention of the police and some such incidents may not have been reported. Therefore a level of under-reporting may exist and users of the statistics should exercise caution when examining trends based on these police statistics.

## National Statistics

National Statistics status means that these statistics are accredited official statistics<sup>1</sup> that meet the highest standards of trustworthiness, quality and public value, and as producers, it is our responsibility to maintain compliance with these standards.

These accredited official statistics were independently reviewed by the Office for Statistics Regulation in June 2012. They comply with the standards of trustworthiness, quality and value in the Code of Practice for Statistics and should be labelled 'accredited official statistics'.

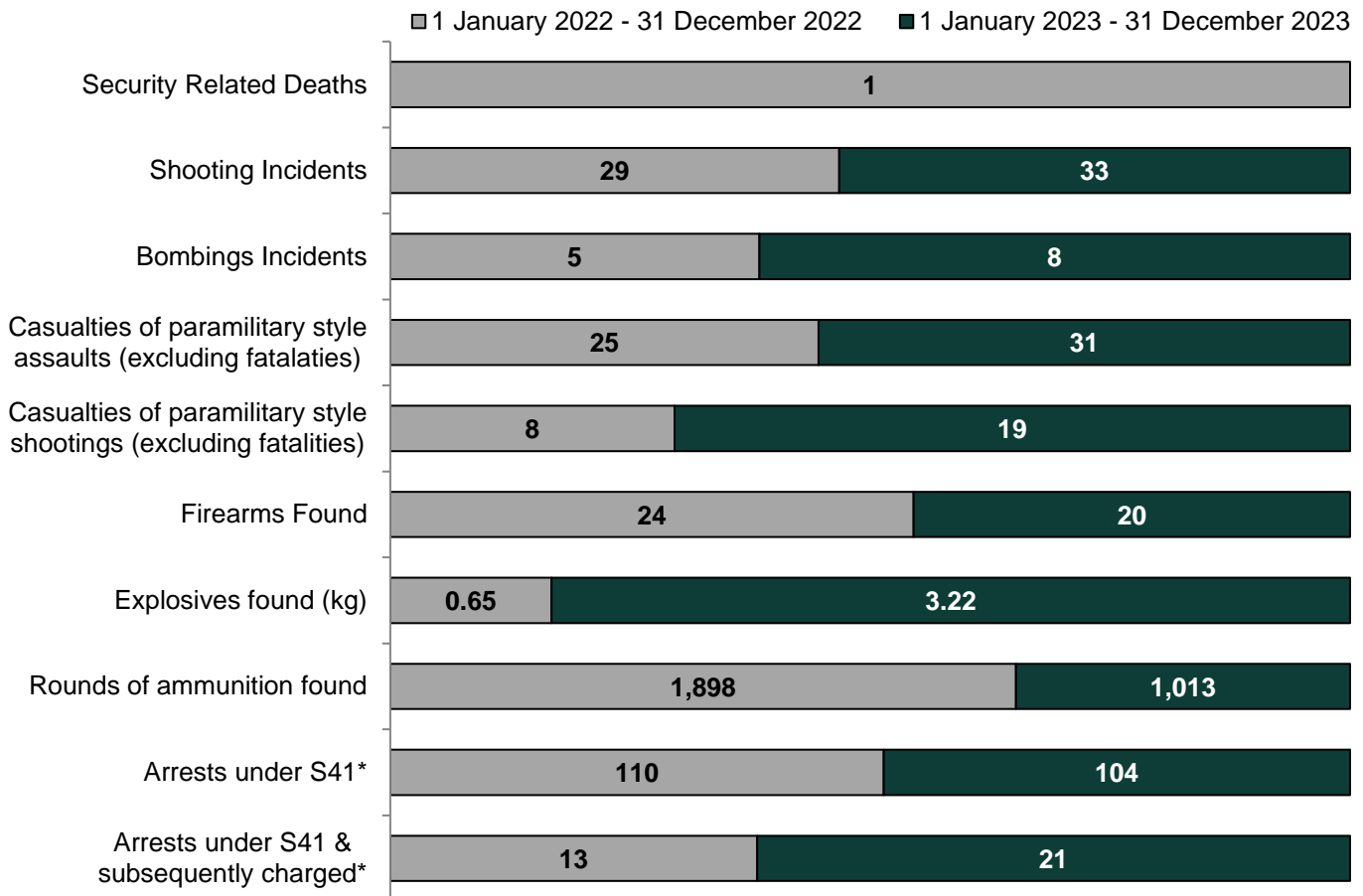
Our statistical practice is regulated by the Office for Statistics Regulation (OSR). OSR sets the standards of trustworthiness, quality and value in the [Code of Practice for Statistics](#) that all producers of official statistics should adhere to. You are welcome to contact us directly with any comments about how we meet these standards by emailing [statistics@psni.police.uk](mailto:statistics@psni.police.uk). Alternatively, you can contact OSR by emailing [regulation@statistics.gov.uk](mailto:regulation@statistics.gov.uk) or via the [Office for Statistics Regulation website](#).

<sup>1</sup> Accredited official statistics are called National Statistics in the Statistics and Registration Service Act 2007. The Office for Statistics Regulation website provides further information on [Accredited official statistics](#).

## 2. Summary Statistics

Figure 1 summarises the number of security related incidents during the past 12 months compared to the previous 12 months.

**Figure 1: Comparison of security incidents between 1 January 2022 – 31 December 2022 and 1 January 2023 – 31 December 2023.**



\* Figures in this publication include only those arrests that are linked to the security situation in Northern Ireland; persons who have been arrested under Section 41 of the Terrorism Act for other reasons are excluded.

### 3. Ten year trends (by financial year)

Figure 2: Number of deaths due to the security situation 2013/14 – 2022/23

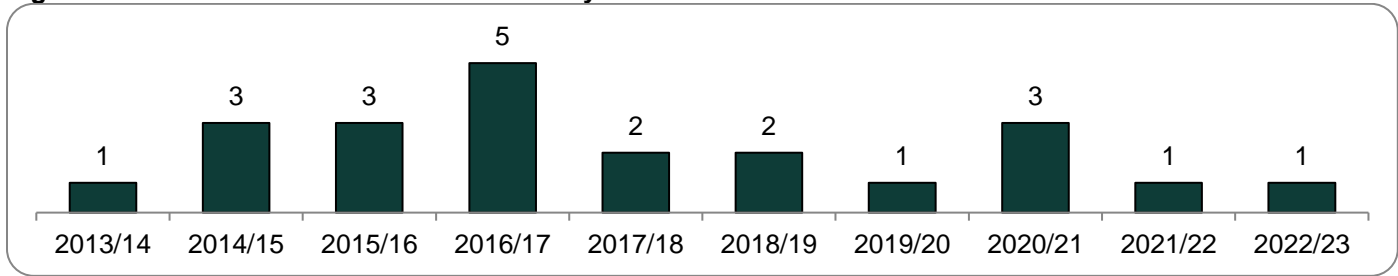


Figure 3: Number of shooting and bombing incidents 2013/14 – 2022/23

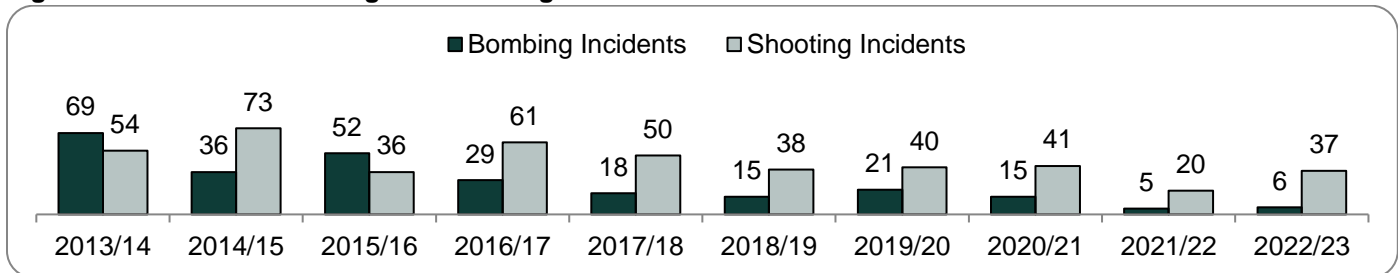


Figure 4: Number of casualties as a result of paramilitary style shootings<sup>(1,2)</sup> 2013/14 – 2022/23

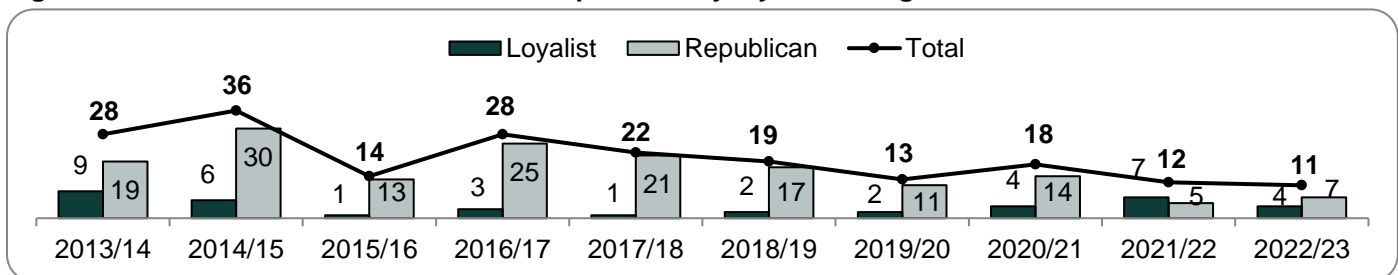


Figure 5: Number of casualties as a result of paramilitary-style assaults<sup>(1,2)</sup> 2013/14 – 2022/23

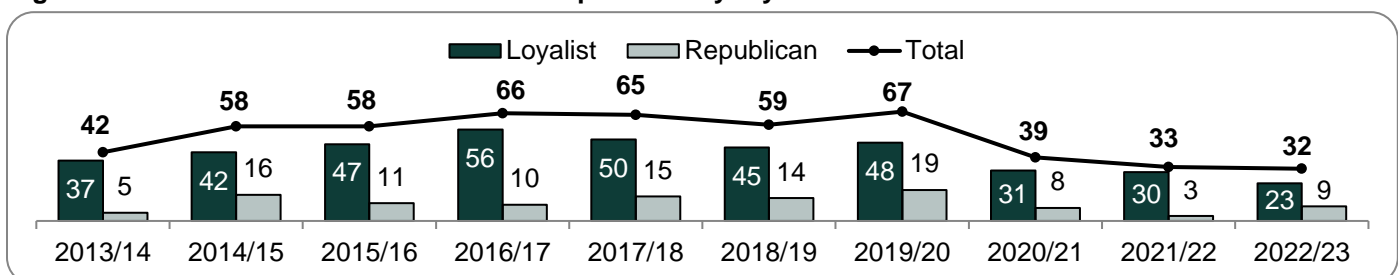
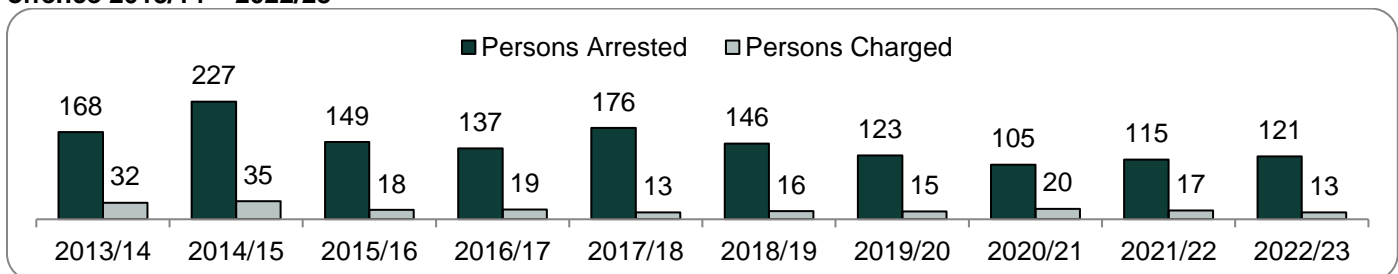


Figure 6: Number of persons arrested under Section 41 of the Terrorism Act & subsequently charged with any offence 2013/14 – 2022/23



(1) Paramilitary style assaults/shootings that result in death are counted as security related deaths and are not reflected in the paramilitary style assault/shooting figures. (2) Attribution is as perceived by PSNI based on the information available at the time of the incident and does not necessarily indicate the involvement of a paramilitary organisation.

## 4. Commentary

### 4.1 Security Related Deaths

**Security related deaths are those which are considered at the time of the incident to be directly attributed to terrorism, where the cause has a direct or proximate link to subversive / sectarian strife or where the death is attributable to security force activity.**

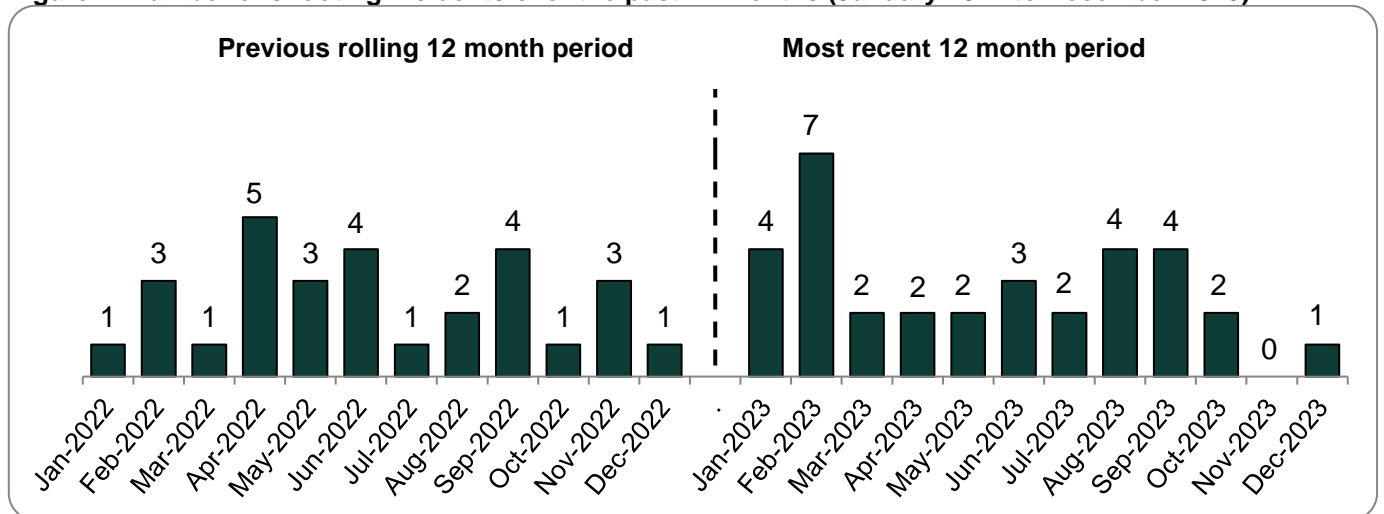
- There were no security related deaths during the last 12 month period, compared to one during the previous 12 months. This is the first calendar year since records began in 1969 that there has not been a security related death.

### 4.2 Shooting Incidents

**These include any shooting incident relating to the security situation and include shots fired by terrorists, shots fired by the security forces, paramilitary style attacks involving shootings and shots heard (and later confirmed by other sources).**

- There were 33 shooting incidents during the last 12 months, compared to 29 during the previous 12 months. See Figure 7 for a monthly breakdown over the past 24 month period.
- Of the 33 shooting incidents in the last 12 months, the greatest number occurred in Belfast (12), followed by Derry City and Strabane (9) and Ards and North Down (7). The largest increase in the number of shootings compared to the previous 12 months was in Belfast (from 7 to 12). See Section 5 for a district breakdown.

Figure 7: Number of shooting incidents over the past 24 months (January 2022 to December 2023)

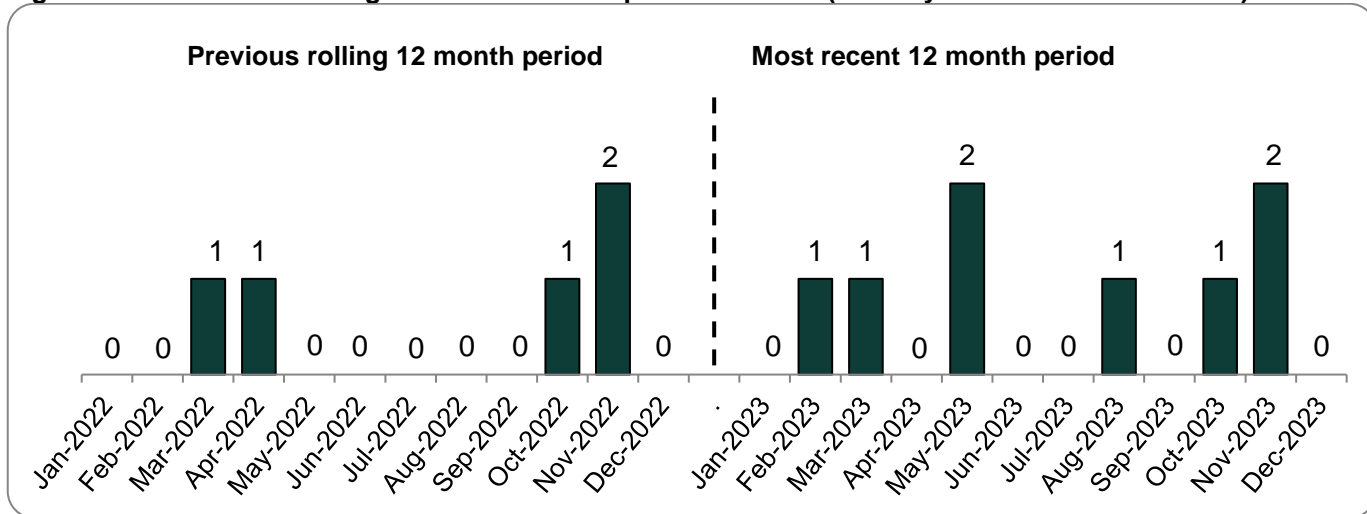


### 4.3 Bombing Incidents

**These include all incidents where a bombing device explodes or is defused. If a device is found that is not complete or armed, then it is recorded as a 'find' and not as a bombing.**

- There were 8 bombing incidents during the last 12 months, compared to 5 during the previous 12 months. See Figure 8 for a monthly breakdown.
- Of the 8 bombing incidents, 2 occurred in each of the Districts Derry City and Strabane, Ards and North Down and Belfast, while one occurred in Mid Ulster and one in Causeway Coast and Glens.

**Figure 8: Number of bombing incidents over the past 24 months (January 2022 to December 2023)**

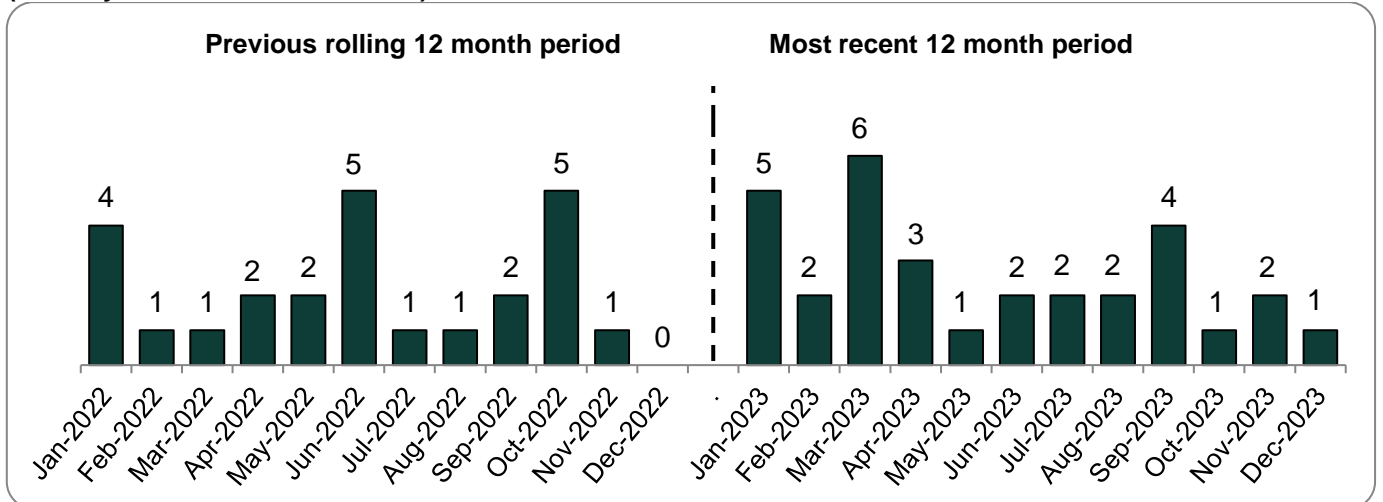


### 4.4 Paramilitary Style Assaults

**Paramilitary style assaults are usually carried out by Loyalist or Republican groups on members of their own community as a so-called punishment. The assault will involve major or minor physical injury to the injured party typically involving a group of assailants armed with, for example, iron bars or baseball bats. Paramilitary style assaults that result in death are counted as 'security related deaths' and are not reflected in the paramilitary style assault figures.**

- There were 31 casualties of paramilitary style assaults during the last 12 months, compared to 25 during the previous 12 months. Belfast experienced the greatest number of assaults with 12, followed by Mid and East Antrim with 7.
- Belfast saw the greatest year-on-year increase in the number of paramilitary style assaults (from 7 to 12) while Ards and North Down saw the greatest decrease (from 8 to 3). Further details can be found in Section 5.
- All 31 casualties of paramilitary style assaults during the last 12 months were aged 18 years and above.

**Figure 9: Number of casualties resulting from paramilitary style assaults<sup>(1)</sup> over the last 24 months (January 2022 to December 2023)**



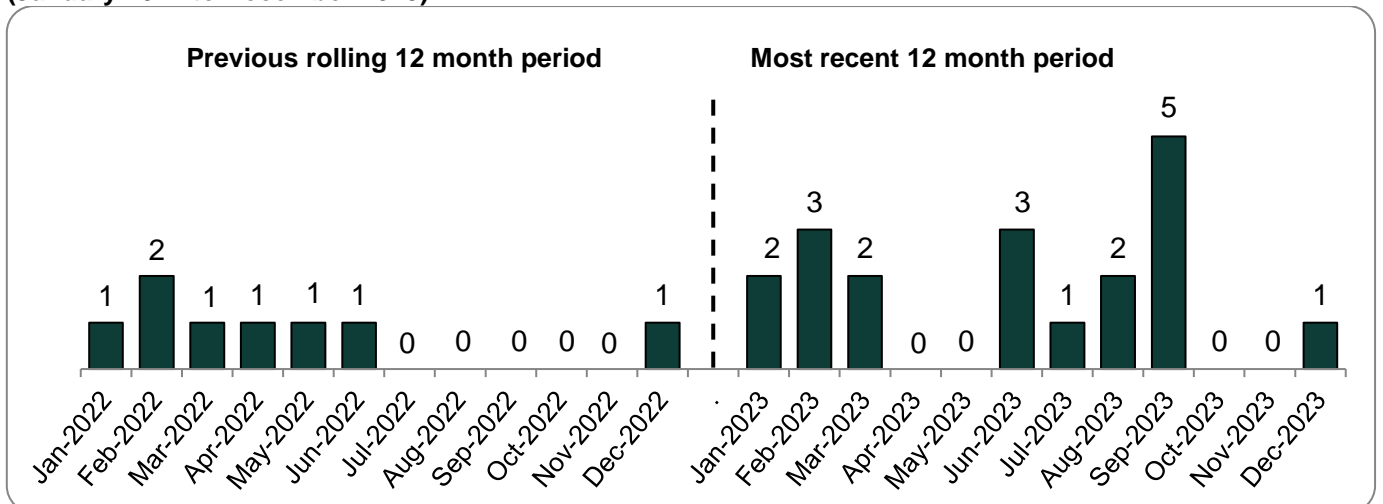
(1) Paramilitary style assaults that result in death are counted as security related deaths and are not included in the casualties of paramilitary style assaults figures.

### 4.5 Paramilitary Style Shootings

**Paramilitary style shootings usually result in the injured party being shot in the knees, elbows, feet, ankles or thighs and the motive is supposedly to punish the person for anti-social activities. These paramilitary style shootings are generally conducted by Loyalist or Republican paramilitary groups on members of their own community. Paramilitary style shootings that result in death are counted as ‘security related deaths’ and are not reflected in the paramilitary style shooting figures.**

- There were 19 casualties of paramilitary style shootings during the last 12 months, compared to 8 that occurred during the previous 12 months.
- As with assaults, Belfast experienced an increase in the number of paramilitary style shootings (9 during the last 12 months compared to 2 during the previous 12 months). Derry City and Strabane experienced 5 such attacks, Ards and North Down experienced 3 attacks and Causeway Coast and Glens experienced 2 attacks.
- All 19 casualties of paramilitary style shootings during the last 12 months were aged 18 years and above.

**Figure 10: Number of casualties resulting from paramilitary style shootings<sup>(1)</sup> over the last 24 months (January 2022 to December 2023)**



(1) Paramilitary style shootings that result in death are counted as security related deaths and are not included in the casualties of paramilitary style shootings figures.



## 4.6 Finds of Firearms, Explosives and Ammunition

*These refer to the seizure or recovery of all illegal firearms, ammunition, explosives, rocket/mortar launchers, detonators and bomb making material/equipment. Replica/blank firing firearms, petrol bombs and petrol bomb making materials, grenades and munitions from World War 1 or World War 2 found on the beach or in attics etc. are not recorded as finds.*

### Firearms Finds

- There were 20 firearms found during the past 12 months compared to 24 during the previous 12 months.

### Explosive Finds

- There were 3.22kg of explosives found during the past 12 months compared to 0.65kg during the previous 12 months. There were 2.29kg of explosives found in September 2023, the most found in a month since June 2020.

### Ammunition Finds

- There were 1,013 rounds of ammunition found during the past 12 months compared to 1,898 rounds found in the previous 12 months.

**Table 1: Number of firearms, explosives and rounds of ammunition seized by PSNI over the last 24 months (January 2022 to December 2023)**

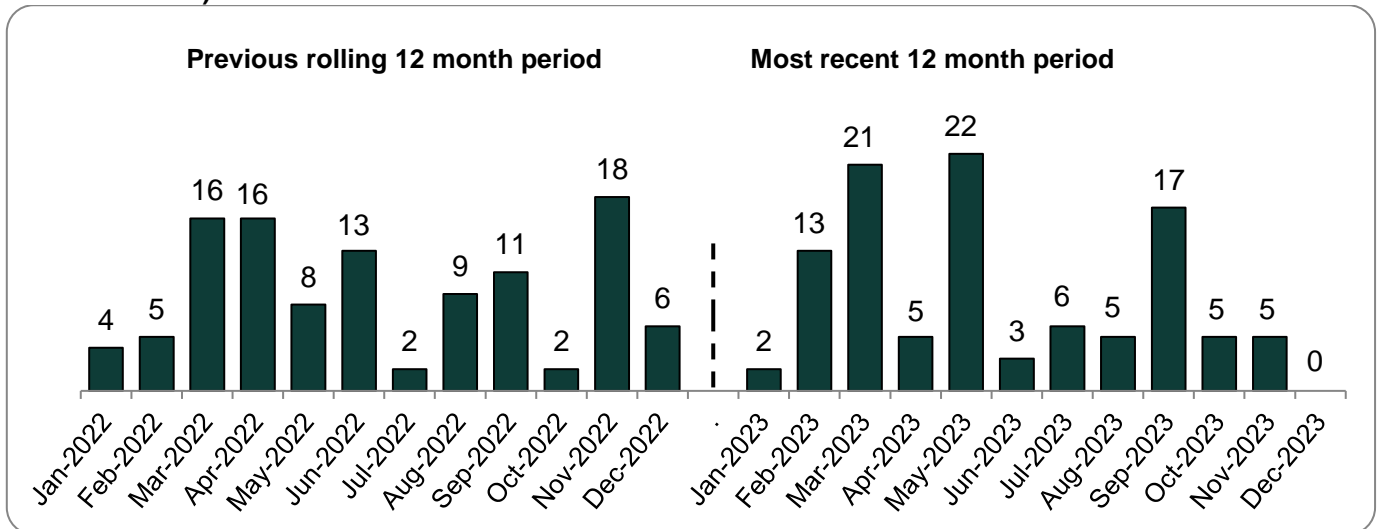
	Firearms	Explosives (kg)	Rounds of Ammunition		Firearms	Explosives (kg)	Rounds of Ammunition
Jan-22	2	0.00	1	Jan-23	1	0.00	1
Feb-22	6	0.00	927	Feb-23	2	0.00	147
Mar-22	3	0.48	42	Mar-23	4	0.00	96
Apr-22	1	0.00	15	Apr-23	0	0.62	10
May-22	1	0.00	27	May-23	3	0.00	56
Jun-22	2	0.00	211	Jun-23	0	0.00	5
Jul-22	0	0.00	395	Jul-23	1	0.00	6
Aug-22	1	0.00	15	Aug-23	1	0.00	27
Sep-22	0	0.00	92	Sep-23	4	2.29	112
Oct-22	2	0.00	13	Oct-23	3	0.00	257
Nov-22	6	0.17	152	Nov-23	1	0.31	181
Dec-22	0	0.00	8	Dec-23	0	0.00	115
<b>Total</b>	<b>24</b>	<b>0.65</b>	<b>1,898</b>	<b>Total</b>	<b>20</b>	<b>3.22</b>	<b>1,013</b>

## 4.7 Section 41 Terrorism Act Arrests and Subsequent Charges

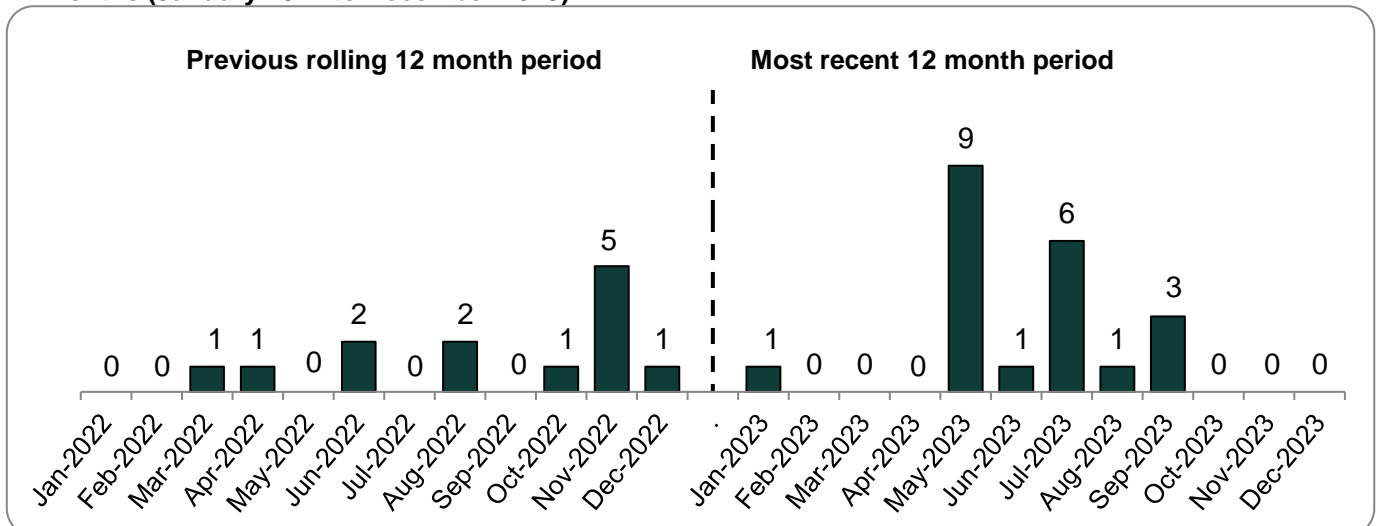
**Section 41 of the Terrorism Act 2000 enables police officers to arrest persons whom they reasonably suspect to be a terrorist. Following arrest under Section 41 of the Terrorism Act an individual may be charged with any offence (e.g. attempted murder) and not necessarily an offence listed under the Terrorism Act. Figures in this publication include only those arrests that are linked to the security situation in Northern Ireland; persons who have been arrested under Section 41 of the Terrorism Act for other reasons are excluded.**

- There were 104 persons arrested under Section 41 of the Terrorism Act 2000 during the past 12 months, compared to 110 during the previous 12 months (see Figure 11).
- Of the 104 arrests, 49 of them occurred in Derry City and Strabane and 18 occurred in Belfast.
- There were 21 persons arrested under Section 41 of the Terrorism Act 2000 and subsequently charged (with any offence) during the past 12 months, compared to 13 during the previous 12 months.

**Figure 11: Number of persons arrested under S41 Terrorism Act over the last 24 months (January 2022 to December 2023)**



**Figure 12: Number of persons arrested under S41 Terrorism Act and subsequently charged over the last 24 months (January 2022 to December 2023)**



## 5. District level tables

### Bombing and Shooting Incidents

Policing District	Bombing Incidents <sup>1</sup>			Shooting Incidents <sup>2</sup>		
	12 months to December 22	12 months to December 23	Change	12 months to December 22	12 months to December 23	Change
Belfast City	1	2	1	7	12	5
Lisburn & Castlereagh City	0	0	0	1	0	-1
Ards & North Down	0	2	2	3	7	4
Newry, Mourne & Down	0	0	0	1	0	-1
Armagh City, Banbridge & Craigavon	0	0	0	1	0	-1
Mid Ulster	1	1	0	1	0	-1
Fermanagh & Omagh	0	0	0	0	1	1
Derry City & Strabane	3	2	-1	12	9	-3
Causeway Coast & Glens	0	1	1	3	3	0
Mid & East Antrim	0	0	0	0	0	0
Antrim & Newtownabbey	0	0	0	0	1	1
<b>Northern Ireland</b>	<b>5</b>	<b>8</b>	<b>3</b>	<b>29</b>	<b>33</b>	<b>4</b>

1) Individual bombing incidents involve one or more explosive devices. Incidents include explosions and defusings. Incidents involving hoax devices, petrol bombings or incendiaries are excluded.

2) The following types of incidents are included:

- Shots fired by terrorists
- Shots fired by the security forces
- Paramilitary-style attacks involving shootings
- Shots heard (and later confirmed)

### Casualties of Paramilitary-Style Attacks

Policing District	Casualties Resulting from Paramilitary-Style Shootings <sup>3</sup>			Casualties Resulting from Paramilitary-Style Assaults <sup>3</sup>		
	12 months to December 22	12 months to December 23	Change	12 months to December 22	12 months to December 23	Change
Belfast City	2	9	7	7	12	5
Lisburn & Castlereagh City	1	0	-1	0	0	0
Ards & North Down	1	3	2	8	3	-5
Newry, Mourne & Down	0	0	0	0	0	0
Armagh City, Banbridge & Craigavon	0	0	0	0	0	0
Mid Ulster	0	0	0	1	0	-1
Fermanagh & Omagh	0	0	0	0	0	0
Derry City & Strabane	2	5	3	3	3	0
Causeway Coast & Glens	2	2	0	1	4	3
Mid & East Antrim	0	0	0	4	7	3
Antrim & Newtownabbey	0	0	0	1	2	1
<b>Northern Ireland</b>	<b>8</b>	<b>19</b>	<b>11</b>	<b>25</b>	<b>31</b>	<b>6</b>

(3) Paramilitary style assaults/shootings that result in death are counted as security related deaths and are not included in the casualties of paramilitary style assaults/shootings figures.

## Arrests under Section 41 TACT and subsequent charges

Policing District	Section 41 Terrorism Act Arrests			Persons charged subsequent to S41 arrest <sup>4,5</sup>		
	12 months to December 22	12 months to December 23	Change	12 months to December 22	12 months to December 23	Change
Belfast City	31	18	-13	8	1	-7
Lisburn & Castlereagh City	4	1	-3	2	0	-2
Ards & North Down	2	2	0	0	0	0
Newry, Mourne & Down	1	3	2	0	1	1
Armagh City, Banbridge & Craigavon	2	0	-2	0	0	0
Mid Ulster	6	7	1	0	2	2
Fermanagh & Omagh	1	16	15	0	5	5
Derry City & Strabane	51	49	-2	1	9	8
Causeway Coast & Glens	10	6	-4	1	1	0
Mid & East Antrim	1	0	-1	1	0	-1
Antrim & Newtownabbey	1	2	1	0	2	2
<b>Northern Ireland</b>	<b>110</b>	<b>104</b>	<b>-6</b>	<b>13</b>	<b>21</b>	<b>8</b>

(4) Statistics refer to charges brought against a person after the original period of detention (including extensions). Any subsequent charges, additions, deletions to the original charges are not included.

(5) Persons can be charged under legislation other than the Terrorism Act.

## 6. Revisions

Revisions are carried out in accordance with our [Revisions Policy](#), a copy of which is available in the Official Statistics section of the PSNI Statistics website. Figures within the current financial year to date are provisional and will be subject to slight revision until figures for the full financial year are published. This means that the totals for each month from April 2023 can change each time the figures are published during the financial year. These amendments can happen for a number of reasons, such as an incident being included or excluded following further investigation by an officer.

Since the previous publication in December 2023 there have been no revisions made to the data.