



Police Recorded Security Situation Statistics

1 April 2021 to 31 March 2022

Date of Publication:

12 May 2022


Frequency of Publication:

Annual

Issued by:

PSNI Statistics Branch
Lisnasharragh
42 Montgomery Road
Belfast
BT6 9LD

 statistics@psni.police.uk

 028 9065 0222 Ext. 24135

Web [PSNI Statistics](#)

Key Statistics

During 1 April 2021 to 31 March 2022:

- there were fewer security related deaths and a marked decrease in the number of shootings, bombings and paramilitary style attacks compared to the previous year.
- there was one security related death, compared to 3 in the previous year.
- there were 20 shooting incidents, approximately half the number that occurred during the previous year (41) and the lowest number of shootings since records began in 1969.
- there were 5 bombing incidents, a third of the number that occurred during the previous year (15) and the lowest number of bombings since 1995/96.
- there were 12 casualties of paramilitary style shootings, two-thirds of the number that occurred during the previous year (18) and the lowest number since 2007/08. The majority of paramilitary style shootings (7) were attributed to Loyalists in 2021/22, the first time this has been the case since 2006/07. All 12 casualties were aged 18 years or older.
- there were 33 casualties of paramilitary style assaults during 2021/22, 6 fewer than during the previous year (39) and the lowest number since 1985/86. Loyalists were responsible for 30 of the 33 assaults. All 33 casualties were aged 18 years or older.
- there were 115 security related arrests under Section 41 of the Terrorism Act 2000, compared to 105 during the previous year. The number of persons subsequently charged was 17 compared to 20 in the previous year.



Contents

1. Things you need to know about this release.....	2
2. Summary Statistics	3
3. Longer term trends since 1990/91	4
4. Commentary	5
4.1 Security Related Deaths	5
4.2 Shooting Incidents	5
4.3 Bombing Incidents	6
4.4 Paramilitary Style Assaults	7
4.5 Paramilitary Style Shootings	8
4.6 Finds of Firearms, Explosives and Ammunition	9
4.7 Section 41 Terrorism Act Arrests and Subsequent Charges	10
5. District level tables	11
6. Revisions	13

We welcome user feedback on these statistics. This can be sent to the email address on the cover page or by contacting us at the telephone number provided.

1. Things you need to know about this release

Coverage

Police Recorded Statistics on the Security Situation for Northern Ireland are collated and produced by statisticians seconded to the Police Service of Northern Ireland (PSNI) from the Northern Ireland and Statistics Research Agency (NISRA).

Police recorded statistics relating to the security situation in Northern Ireland are the main source of official information on trends and statistics relating to the security situation throughout the Troubles and up to the present day. The PSNI produces statistics on incidents relating to the security situation that are reported to the police, including security related deaths, shooting and bombing incidents, paramilitary style attacks and arrests under Section 41 of the Terrorism Act 2000.

This annual bulletin presents finalised security situation statistics for the period 1 April 2021 to 31 March 2022. An accompanying [spreadsheet](#) is available on our website which outlines the data in this bulletin and historic trends. Further information on how these statistics are collated, reported and used is included in the [Security Situation Statistics User Guide](#) available on the [PSNI website](#).

The security situation figures relate to those incidents that took place within Northern Ireland, they do not include any security related incidents that may have happened either in the Republic of Ireland or in Great Britain.

These statistics only include those incidents that are brought to the attention of the police and some such incidents may not have been reported. Therefore a level of under-reporting may exist and users of the statistics should exercise caution when examining trends based on these police statistics.

National Statistics

National Statistics status means that our statistics meet the highest standards of trustworthiness, quality and public value, and as producers, it is our responsibility to maintain compliance with these standards.

These statistics were designated as National Statistics in June 2012 following a full assessment against the Code of Practice.

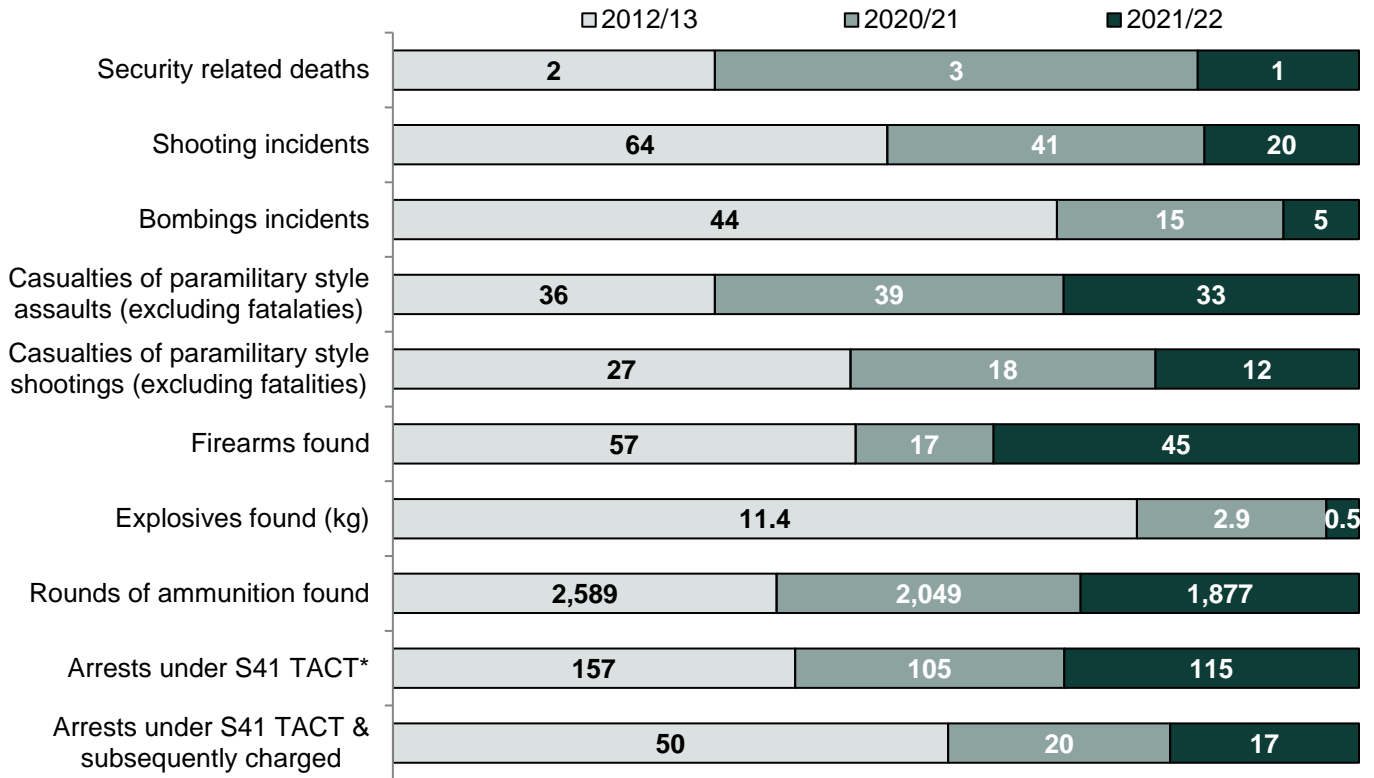
Since the assessment by the UK Statistics Authority, we have continued to comply with the Code of Practice for Statistics, and have made the following improvements:

- Enhanced the amount of information available to users, for example inclusion of longer trend information and District breakdown in annual reports.
- Reviewed and enhanced the format of the monthly bulletins.
- Improved accessibility by introducing user friendly methods of data presentation, for example tables, maps and charts, and providing tables in open document spreadsheet format.
- Continued to conduct regular consultation with internal and external users, for example via a customer satisfaction survey to obtain feedback and suggestions for improvements, with results published on the PSNI statistics website.
- Assessment against the Administrative Data Quality Assurance framework in 2018 to ensure ongoing quality of outputs and identify improvements.

2. Summary Statistics

Figure 1 summarises the number of security related incidents during the past year (2021/22) compared to the previous year (2020/21) and 2012/13.

Figure 1: Comparison of security incidents between 2021/22, 2020/21 and 2012/13.



* Figures in this publication include only those arrests that are linked to the security situation in Northern Ireland; persons who have been arrested under Section 41 of the Terrorism Act for other reasons are excluded.

3. Longer term trends since 1990/91

Figure 2: Number of deaths due to the security situation 1990/1991 – 2021/22

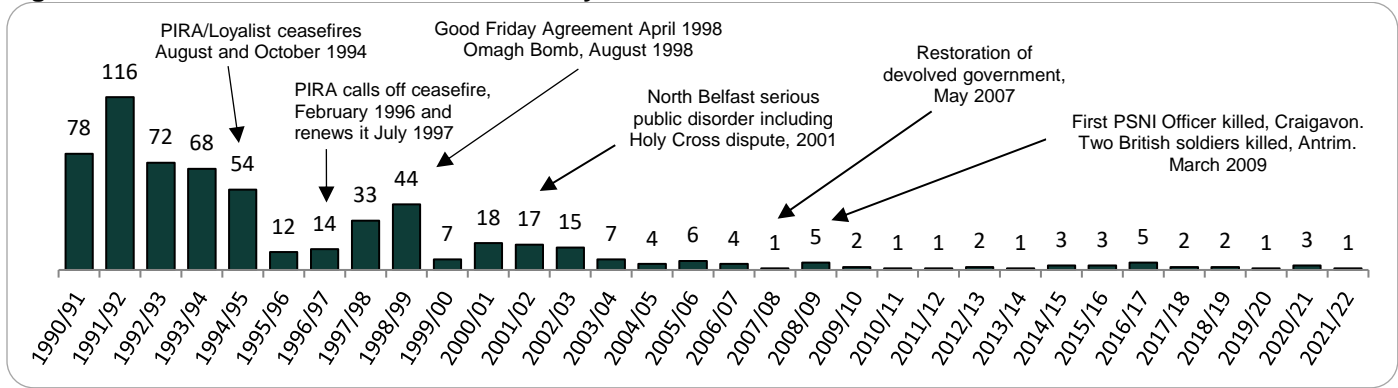


Figure 3: Number of shooting incidents 1990/1991 – 2021/22

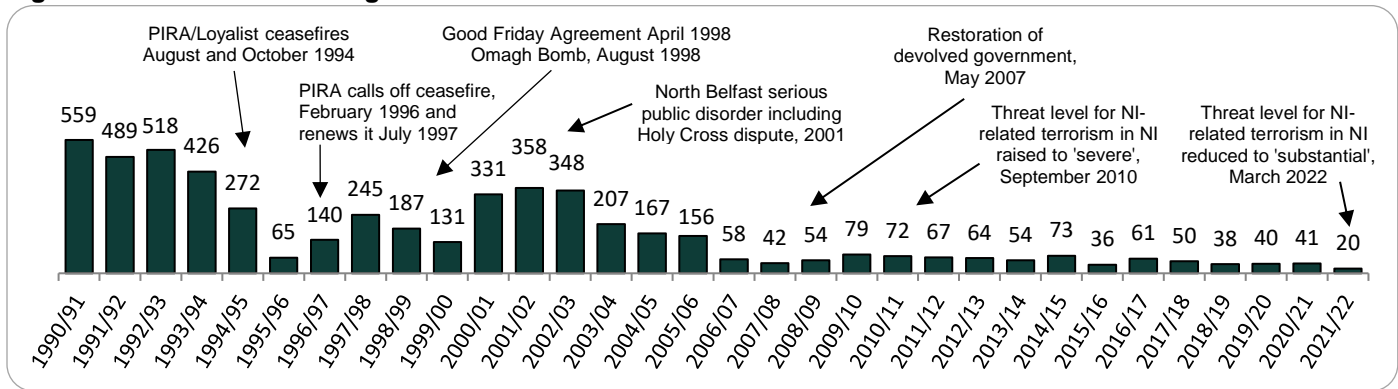


Figure 4: Number of bombing incidents 1990/1991 – 2021/22

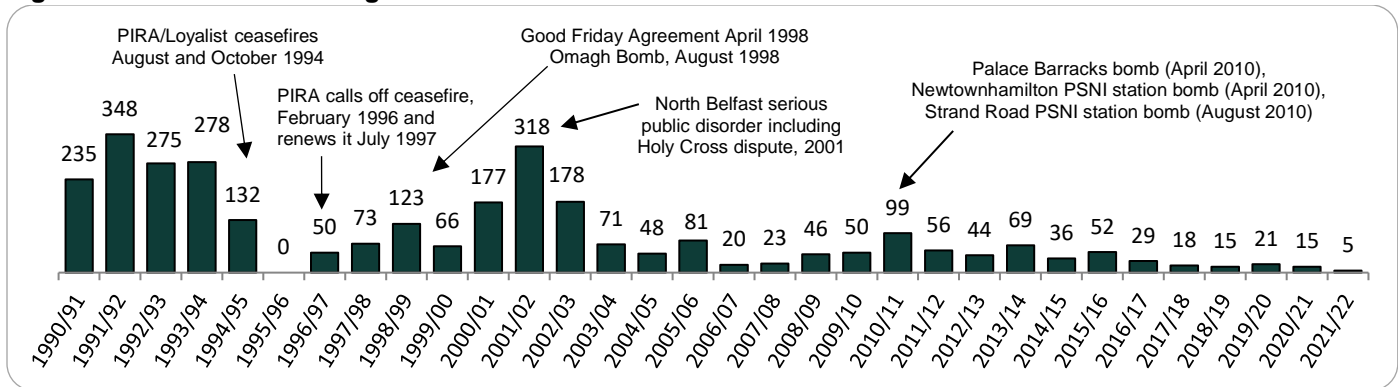
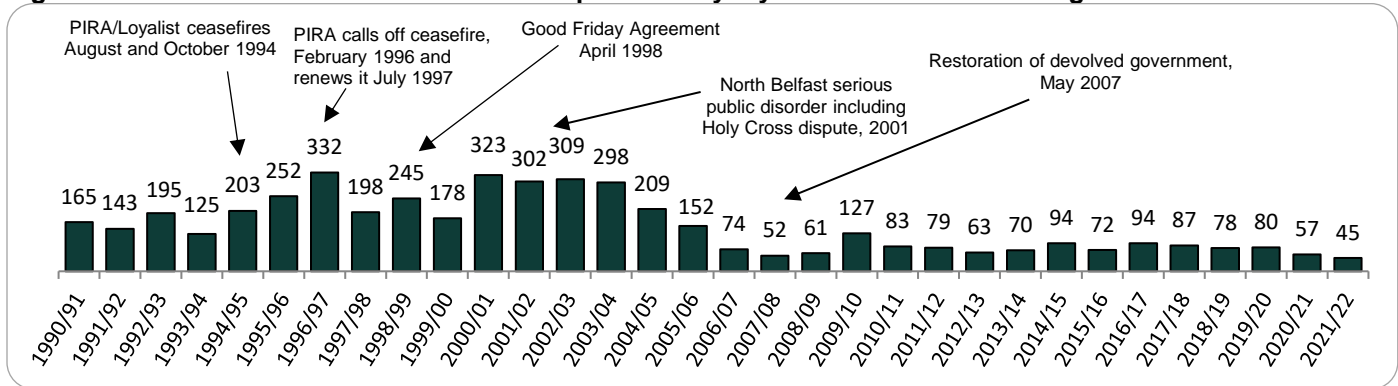


Figure 5: Number of casualties as a result of paramilitary style assaults and shootings 1990/1991 – 2021/22



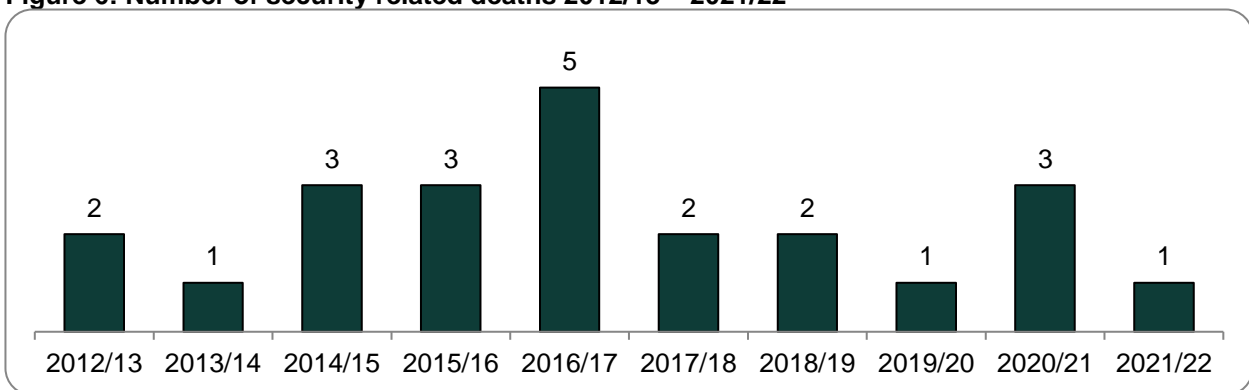
4. Commentary

4.1 Security Related Deaths

Security related deaths are those which are considered at the time of the incident to be directly attributed to terrorism, where the cause has a direct or proximate link to subversive / sectarian strife or where the death is attributable to security force activity.

- There was one security related death during 2021/22, compared to three during the previous year. This death occurred in Belfast in December 2021.
- The past 5 years have seen 9 security related deaths compared to the 14 deaths that occurred during the previous 5 years, see Figure 6.

Figure 6: Number of security related deaths 2012/13 – 2021/22

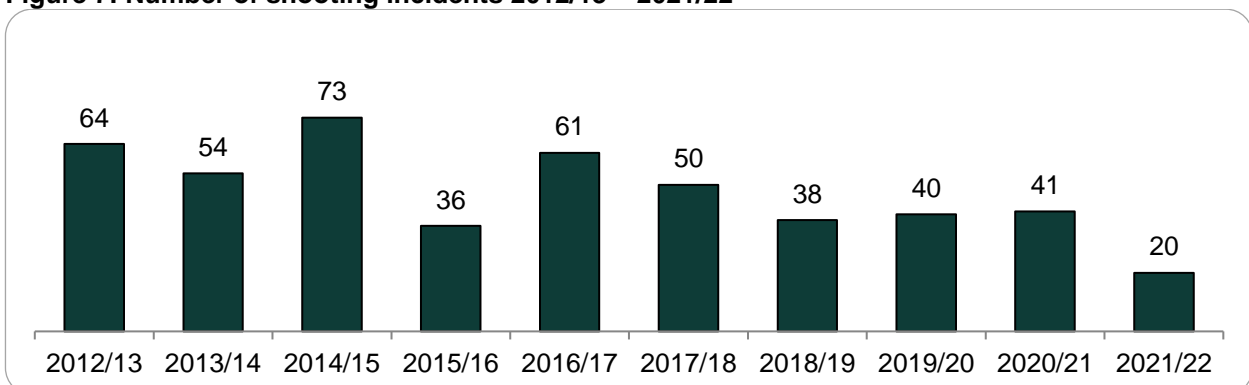


4.2 Shooting Incidents

These include any shooting incident relating to the security situation and include shots fired by terrorists, shots fired by the security forces, paramilitary style attacks involving shootings and shots heard (and later confirmed by other sources).

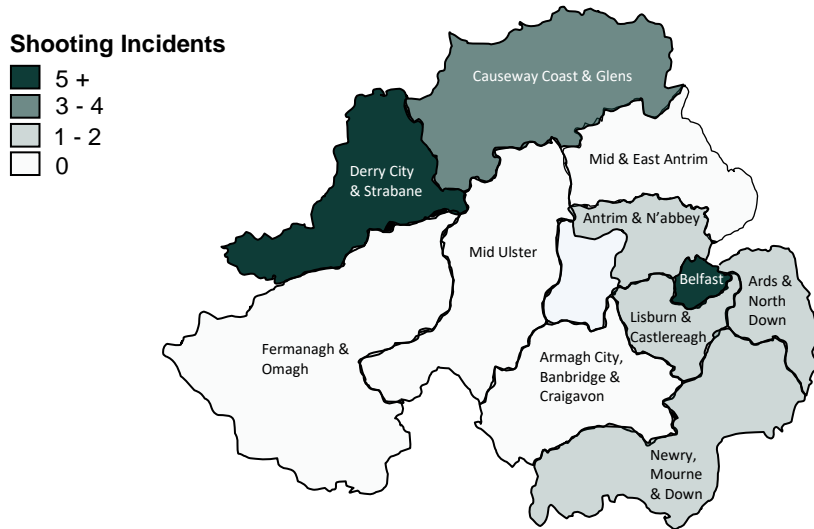
- There were 20 shooting incidents during 2021/22, approximately half the number that occurred during the previous year (41) and the lowest number of shootings since records began in 1969. See Figure 7 for a yearly breakdown over the last decade.
- The number of shooting incidents over the past 5 years (189) has decreased by approximately a third (34%) compared to the number that occurred during the previous 5 years (288 incidents).

Figure 7: Number of shooting incidents 2012/13 – 2021/22



- Of the 20 shooting incidents during 2021/22, the highest number occurred in Derry City and Strabane (6) followed by Belfast (5). Although Belfast experienced the second highest number of shootings, it and Causeway Coast and Glens saw a significant decrease in the number of such attacks compared to the previous year; the number in Belfast decreased from 17 to 5 and the number in Causeway Coast and Glens decreased from 12 to 3. Figure 8 shows the distribution of shooting incidents during 2021/22 while Section 5 provides a breakdown by Policing District compared to the previous year.

Figure 8: Number of shooting incidents during 2021/22

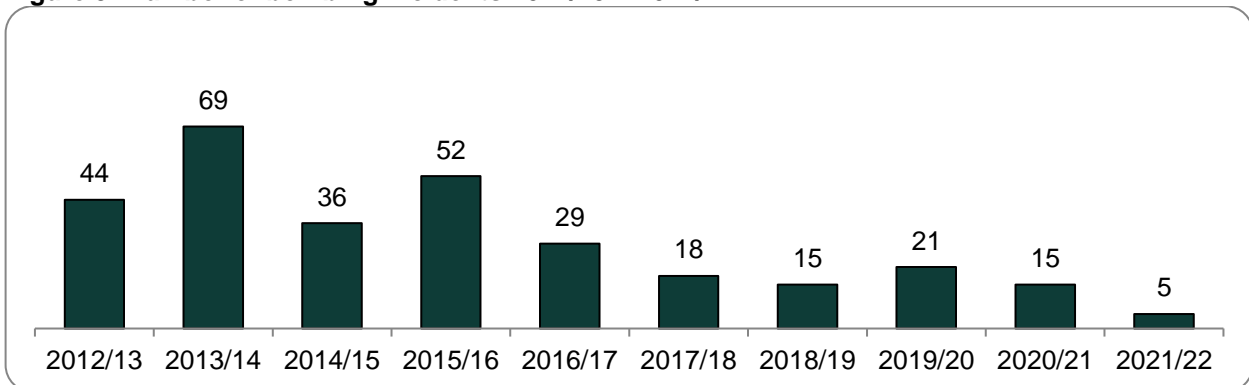


4.3 Bombing Incidents

These include all incidents where a bombing device explodes or is defused. If a device is found that is not complete or armed, then it is recorded as a 'find' and not as a bombing.

- There were 5 bombing incidents during 2021/22, a third of the number that occurred during the previous year (15) and the lowest number of bombings since 1995/96, when there were none. See Figure 4 for longer term trends of bombing incidents.
- The number of bombing incidents over the past 5 years (74) has decreased by over two thirds (68%) compared to the number that occurred during the previous 5 years (230 incidents).

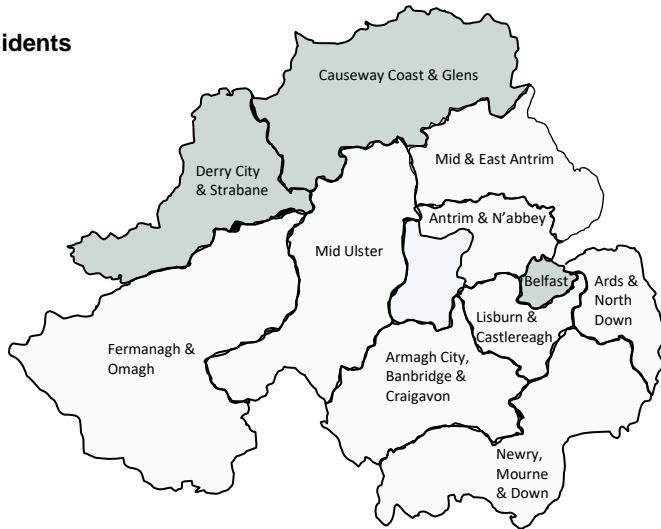
Figure 9: Number of bombing incidents 2012/13 – 2021/22



- Belfast and Causeway Coast and Glens each experienced 2 bombing incidents during 2021/22 while Derry City and Strabane experienced one. This was two fewer bombings in each of these three Districts than the previous year.

Figure 10: Number of bombing incidents during 2021/22

Shooting Incidents

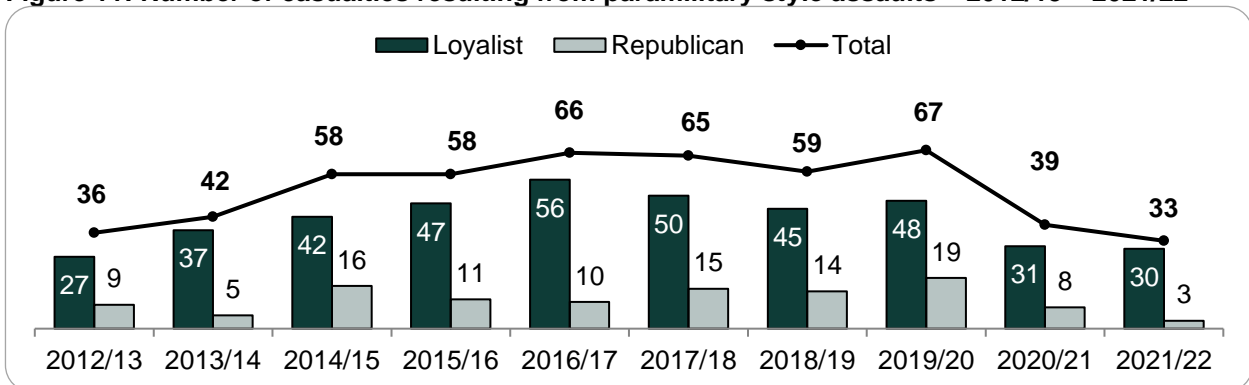


4.4 Paramilitary Style Assaults

Paramilitary style assaults are usually carried out by Loyalist or Republican groups on members of their own community as a so-called punishment. The assault will involve major or minor physical injury to the injured party typically involving a group of assailants armed with, for example, iron bars or baseball bats. Paramilitary style assaults that result in death are counted as 'security related deaths' and are not reflected in the paramilitary style assault figures.

- There were 33 casualties of paramilitary style assaults during 2021/22, 6 fewer than during the previous year (39) and the lowest number since 1985/86, when there were also 33 such assaults.
- The number of assaults during the past 5 years (263) is similar to the number that occurred during the previous 5 years (260 incidents), see Figure 11.

Figure 11: Number of casualties resulting from paramilitary style assaults⁽¹⁾ 2012/13 – 2021/22

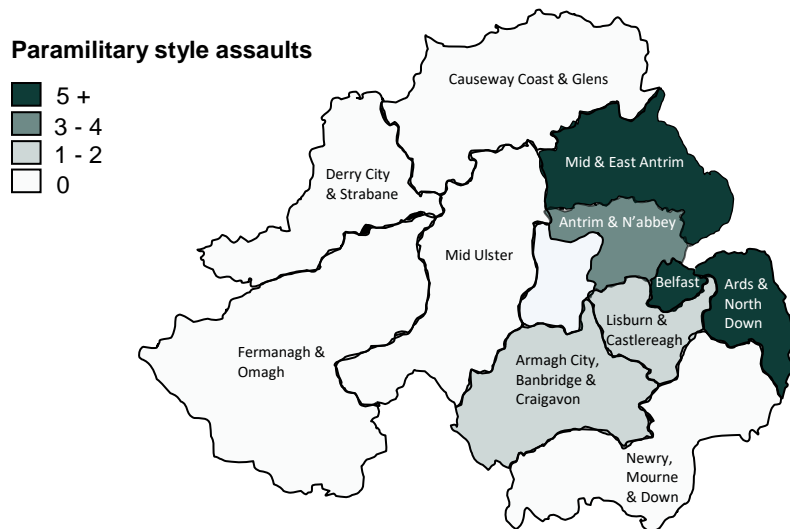


(1) Paramilitary style assaults that result in death are counted as security related deaths and are not included in the casualties of paramilitary style assaults figures. Attribution is as perceived by PSNI based on the information available at the time of incident.

- The vast majority of paramilitary style assaults continue to be attributed to Loyalists. In 2021/22, 30 of the 33 assaults (91%) were attributed to Loyalists with the remaining attributed to Republicans.
- All of the 33 casualties of paramilitary style assaults during the past year were aged 18 years or older.

- The greatest number of assaults were carried out in Mid and East Antrim (10 casualties), followed by Belfast and Ards and North Down (9 in each of these Districts). There were 5 Districts in which there were no assaults during 2021/22, including Derry City and Strabane and Causeway Coast and Glens which each saw 3 assaults during the previous year. Figures for all districts can be found in Section 5. Figure 12 shows the distribution of paramilitary style assaults across the 11 policing districts.

Figure 12: Number of casualties as a result of paramilitary style assaults during 2021/22

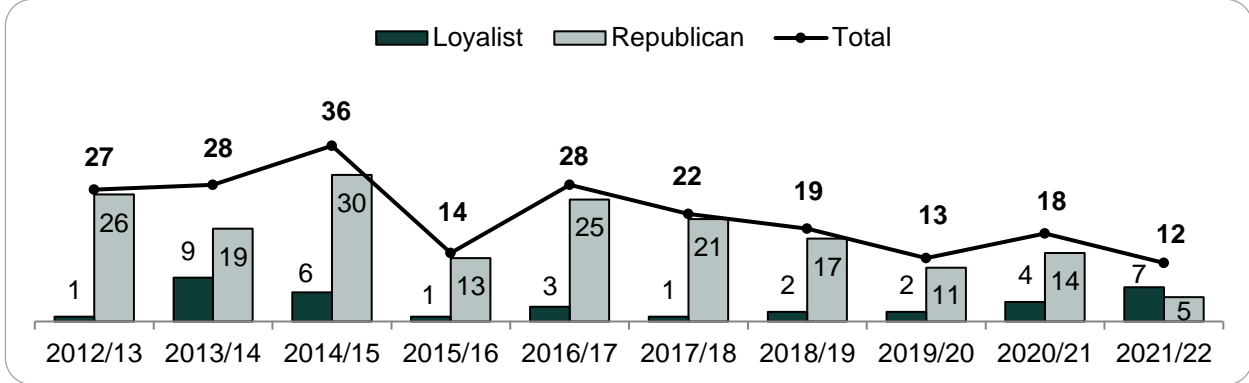


4.5 Paramilitary Style Shootings

Paramilitary style shootings usually result in the injured party being shot in the knees, elbows, feet, ankles or thighs and the motive is supposedly to punish the person for anti-social activities. These paramilitary style shootings are generally conducted by Loyalist or Republican paramilitary groups on members of their own community. Paramilitary style shootings that result in death are counted as 'security related deaths' and are not reflected in the paramilitary style shooting figures.

- There were 12 casualties of paramilitary style shootings during 2021/22, 6 fewer than during the previous year (18) and the lowest number since 2007/08, when there were 7 shootings.
- The number of casualties of paramilitary style shootings during the past 5 years (84) has fallen by 37% compared to the number during the previous 5 years (133).
- The majority (58%) of paramilitary style shootings were attributed to Loyalists in 2021/22, the first time this has been the case since 2006/07. Of the 12 shootings in 2021/22, 7 were attributed to Loyalists and 5 were attributed to Republicans.

Figure 13: Number of casualties resulting from paramilitary style shootings⁽¹⁾ 2012/13 – 2021/22



(1) Paramilitary style shootings that result in death are counted as security related deaths and are not included in the casualties of paramilitary style shooting figures. Attribution is as perceived by PSNI based on the information available at the time of incident.

- All of the 12 casualties of paramilitary style shootings during the past year were aged 18 years or older.
- Of the 12 paramilitary style shootings in the past year, 4 were carried out in Derry City and Strabane. Belfast, Ards and North Down and Lisburn and Castlereagh each experienced 2 such attacks while Antrim and Newtownabbey and Causeway Coast and Glens each experienced one. There were 5 Districts in which no shootings occurred.
- Belfast saw the largest year-on-year decrease in the number of shootings, from 9 in 2020/21 to 2 in 2021/22. Figure 14 shows the distribution of paramilitary style shootings during 2021/22 while Section 5 provides a breakdown by Policing District compared to the previous year.

Figure 14: Number of casualties as a result of paramilitary style shootings during 2021/22



4.6 Finds of Firearms, Explosives and Ammunition

These refer to the seizure or recovery of all illegal firearms, ammunition, explosives, rocket/mortar launchers, detonators and bomb making material/equipment. Replica/blank firing firearms, petrol bombs and petrol bomb making materials, grenades and munitions from World War 1 or World War 2 found on the beach or in attics etc. are not recorded as finds.

- There were 45 firearms found during 2021/22 compared to 17 during the previous year.

- There was 0.5kg of explosives found during 2021/22 compared to 2.9kg during the previous year and 1,877 rounds of ammunition found during 2021/22 compared to 2,049 during the previous year.

Table 1: Number of firearms, explosives and rounds of ammunition seized by PSNI 2012/13 – 2021/22

	Firearms	Explosives (kg)	Rounds of Ammunition
2012/13	57	11.4	2,589
2013/14	101	23.1	5,057
2014/15	58	22.9	4,569
2015/16	66	2.4	4,418
2016/17	45	75.1	2,635
2017/18	40	0.4	5,758
2018/19	45	1.2	1,284
2019/20	30	0.9	774
2020/21	17	2.9	2,049
2021/22	45	0.5	1,877

4.7 Section 41 Terrorism Act Arrests and Subsequent Charges

Section 41 of the Terrorism Act 2000 enables police officers to arrest persons whom they reasonably suspect to be a terrorist. Following arrest under Section 41 of the Terrorism Act an individual may be charged with any offence (e.g. attempted murder) and not necessarily an offence listed under the Terrorism Act. Figures in this publication include only those arrests that are linked to the security situation in Northern Ireland; persons who have been arrested under Section 41 of the Terrorism Act for other reasons are excluded.

- There were 115 persons arrested under Section 41 of the Terrorism Act 2000 during 2021/22 compared to 105 during the previous year (Table 2).
- Of the 115 arrests, 53 (46%) of them occurred in Derry City and Strabane and 28 (24%) occurred in Belfast (Section 5).
- There were 17 persons arrested under Section 41 of the Terrorism Act 2000 and subsequently charged (with any offence) during 2021/22, compared to 20 during the previous year.

Table 2: Number of persons arrested under Section 41 of the Terrorism Act 2000 and subsequently charged 2012/13 – 2021/22

	Persons arrested under Section 41 of TACT	Persons subsequently charged ^(1,2)
2012/13	157	50
2013/14	168	32
2014/15	227	35
2015/16	149	18
2016/17	137	19
2017/18	176	13
2018/19	146	16
2019/20	123	15
2020/21	105	20
2021/22	115	17

(1) Statistics refer to charges brought against a person after the original period of detention (including extensions). Any subsequent charges, additions, deletions to the original charges are not included.

(2) Persons can be charged under legislation other than the Terrorism Act.

5. District level tables

Bombing and Shooting Incidents

Policing District	Bombing incidents ¹			Shooting incidents ²		
	12 months to March 21	12 months to March 22	Change	12 months to March 21	12 months to March 22	Change
Belfast City	4	2	-2	17	5	-12
Lisburn & Castlereagh City	1	0	-1	1	2	1
Ards & North Down	0	0	0	1	2	1
Newry, Mourne & Down	0	0	0	0	1	1
Armagh City, Banbridge & Craigavon	0	0	0	0	0	0
Mid Ulster	0	0	0	0	0	0
Fermanagh & Omagh	0	0	0	1	0	-1
Derry City & Strabane	3	1	-2	6	6	0
Causeway Coast & Glens	4	2	-2	12	3	-9
Mid & East Antrim	3	0	-3	2	0	-2
Antrim & Newtownabbey	0	0	0	1	1	0
Northern Ireland	15	5	-10	41	20	-21

1) Individual bombing incidents involve one or more explosive devices. Incidents include explosions and defusings. Incidents involving hoax devices, petrol bombings or incendiaries are excluded.

2) The following types of incidents are included:

- Shots fired by terrorists
- Shots fired by the security forces
- Paramilitary-style attacks involving shootings
- Shots heard (and later confirmed)

Casualties of Paramilitary-Style Attacks

Policing District	Casualties resulting from paramilitary-style shootings ³			Casualties resulting from paramilitary-style assaults ³		
	12 months to March 21	12 months to March 22	Change	12 months to March 21	12 months to March 22	Change
Belfast City	9	2	-7	9	9	0
Lisburn & Castlereagh City	0	2	2	1	1	0
Ards & North Down	0	2	2	8	9	1
Newry, Mourne & Down	0	0	0	0	0	0
Armagh City, Banbridge & Craigavon	0	0	0	1	1	0
Mid Ulster	0	0	0	1	0	-1
Fermanagh & Omagh	0	0	0	0	0	0
Derry City & Strabane	5	4	-1	3	0	-3
Causeway Coast & Glens	2	1	-1	3	0	-3
Mid & East Antrim	1	0	-1	8	10	2
Antrim & Newtownabbey	1	1	0	5	3	-2
Northern Ireland	18	12	-6	39	33	-6

(3) Paramilitary style assaults/shootings that result in death are counted as security related deaths and are not included in the casualties of paramilitary style assaults/shootings figures.

Arrests under Section 41 TACT and subsequent charges

Policing District	Section 41 Terrorism Act arrests			Persons charged subsequent to Section 41 TACT arrest ^{4,5}		
	12 months to March 21	12 months to March 22	Change	12 months to March 21	12 months to March 22	Change
Belfast City	29	28	-1	4	6	2
Lisburn & Castlereagh City	5	1	-4	1	0	-1
Ards & North Down	4	5	1	0	0	0
Newry, Mourne & Down	1	0	-1	0	0	0
Armagh City, Banbridge & Craigavon	6	5	-1	3	0	-3
Mid Ulster	5	3	-2	3	0	-3
Fermanagh & Omagh	5	4	-1	0	1	1
Derry City & Strabane	33	53	20	6	8	2
Causeway Coast & Glens	12	16	4	2	2	0
Mid & East Antrim	0	0	0	0	0	0
Antrim & Newtownabbey	5	0	-5	1	0	-1
Northern Ireland	105	115	10	20	17	-3

(4) Statistics refer to charges brought against a person after the original period of detention (including extensions). Any subsequent charges, additions, deletions to the original charges are not included.

(5) Persons can be charged under legislation other than the Terrorism Act.

6. Revisions

Revisions are carried out in accordance with our [Revisions Policy](#), a copy of which is available in the Official Statistics section of the PSNI Statistics website. Figures within the current financial year to date are provisional and will be subject to slight revision until figures for the full financial year are published. This means that the totals for each month from April 2021 can change each time the figures are published during the financial year. These amendments can happen for a number of reasons, such as an incident being included or excluded following further investigation by an officer.

Since the publication of the previous bulletin up until 28 February 2022 there have been five revisions made to the data, as follows:

- The number of bombing incidents recorded in September 2021 decreased by 1 (from 1 to none).
- The number of firearms found in December 2021 increased by 1 (from 3 to 4).
- The number of rounds of ammunition found in December 2021 increased by 50 (from 10 to 60).
- The number of shooting incidents recorded in January 2022 decreased by 1 (from 2 to 1).
- The number of casualties of paramilitary style shootings recorded in January 2022 decreased by 1 (from 2 to 1).